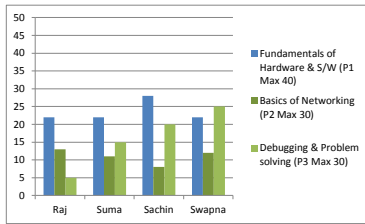


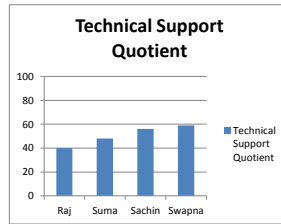
**Learning Labs' BestFit Assessment report**

Date :		L1 Support Engineer test						Rating
Sl no	Candidate Name	Login ID	TECHNICAL TEST ATTEMPTED	Test sections			Technical Support Quotient	
				Fundamentals of Hardware & S/W (P1 Max 40)	Basics of Networking (P2 Max 30)	Debugging & Problem solving (P3 Max 30)		
1	Raj	UC001	L1 Support Engineer	22	13	5	40	Inadequate
2	Suma	UC002	L1 Support Engineer	22	11	15	48	Trainable
3	Sachin	UC005	L1 Support Engineer	28	8	20	56	Proficient
4	Swapna	UC006	L1 Support Engineer	22	12	25	59	Proficient




**Sectionwise breakup of L1 Support Engineer test**



**Total - L1 Support Engineer test**



**Legend for L1 Support**

Expert	> 75	
Proficient	51 to 74	
Trainable	41 to 50	
Inadequate	<= 40	